



**E-BK-100    E-BK-1000**  
**E-BK-200    E-BK-2000**  
**E-TBK-100    E-TBK-1000**  
**BELT SCALES & WEIGHING BELT CONVEYORS**



**■ DEFINITION**

Elimko Belt scales are designed to measure the flow rate on each kind of belt conveyors. Elimko also produces weighing belt conveyors for better accuracy.

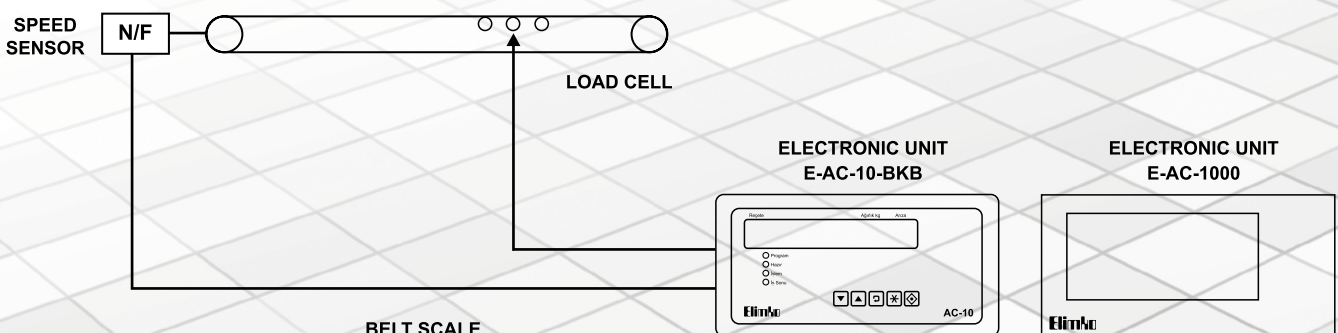


Elimko Belt scales are three types.

1. Single measuring idle
2. Multi measuring idle or measuring platform
3. Weighing belt conveyors.

Accuracy of the first type is 1% and accuracy of the second and third types are 0.5%. First and second types, accuracies are only valid for belts with hot or cold vulcanized smooth joint.

Elimko belt scales and weighing belt conveyors, E-BK-100 types use E-AC-10-BKB and E-BKB-1000 types use E-AC-1000 type controller for high accuracy.

E-AC-10-BKB and E-AC-1000 controller measures weight and speed with 16 bit accuracies. Controller has standard RS485 Modbus Communication and it can have Profibus communication as an option.



## ■ BELT SCALES

Belt Width (mm)	Straight Roller	2 Rollers V-Band	3 Rollers V-Band
400	•	•	•
500	•	•	•
650	•		•
800	•		•
1000	•		•
1200	•		•
1400	•		•

Supply	240 V AC 50-60 Hz
Temperature	-25 °C ÷ 60 °C
Protection Class	IP 65
Belt Speed	0.1-5 m/sc
Flow Rate	1-5000 t/h
Belt Inclination	≤ 15
Belt Joint	Hot or cold smooth joint
Minimum Belt Length	2000 mm

## ■ WEIGHING BELT CONVEYOR

Belt Width	500-2000 mm
Conveyor Length	2000-10000 mm
Flow Rate	1-1000 t/h

Supply	400 V AC 3 Ph 50-60 Hz
Temperature	-25 °C ÷ 60 °C
Belt Speed	0.1–0.75 m/sc

## ■ STANDARD TYPES AND ORDERING INFORMATION

### SINGLE IDLER BELT SCALE Accuracy 1%

TYPE	E-BK-100-XXXX-YYYY ZZZZ-NNNN	
XXXX	Belt Width	mm
YYYY	Conveyor Length	m
ZZZZ	Maximum Flow Rate	t/hr
NNNN	Belt Speed	mm/sc

### MULTI IDLER OR MEASURING PLATFORM BELT SCALE Accuracy 0.5 %

TYPE	E-BK-200-XXXX-YYYY ZZZZ-NNNN	
XXXX	Belt Width	mm
YYYY	Conveyor Length	m
ZZZZ	Maximum Flow Rate	t/hr
NNNN	Belt Speed	mm/sc

### WEIGHING BELT CONVEYOR Accuracy 0.5 %

TYPE	E-TBK-100-XXXX-YYYY ZZZZ-NNNN	
XXXX	Belt Width	mm
YYYY	Conveyor Length	m
ZZZZ	Maximum Flow Rate	t/hr
NNNN	Belt Speed	mm/sc

The company's policy is one of continuous product improvement and the right is reserved to modify the information contained here in without notice.

**\* Please contact with Elimko for your special applications.**



The company's policy is one of continuous product improvement. We reserve the right to modify the information contained herein without notice.

